

## BMM Net handling blocks

Galvanized

Part no.	WLL 5:1 ton	Max load on topfitting 5:1 ton	A mm	B mm	D mm	E mm	F mm	F1 mm	G mm	Weight kg
K240/250	11	22	522	250	138	268	225	300	175	104
KT280/250	3	6	470	250	280	175	154	213	204	
K300/250	11	22	578	250	300	258	268	343	130	120
K245/392	6	12	656	392	245	369	355	369	133	61

BMM-Blocks must be ordered with one of the following:

- 1 Ball bearing, greaseable.
- 0 Bronze bushing, greaseable.

And one of the following:

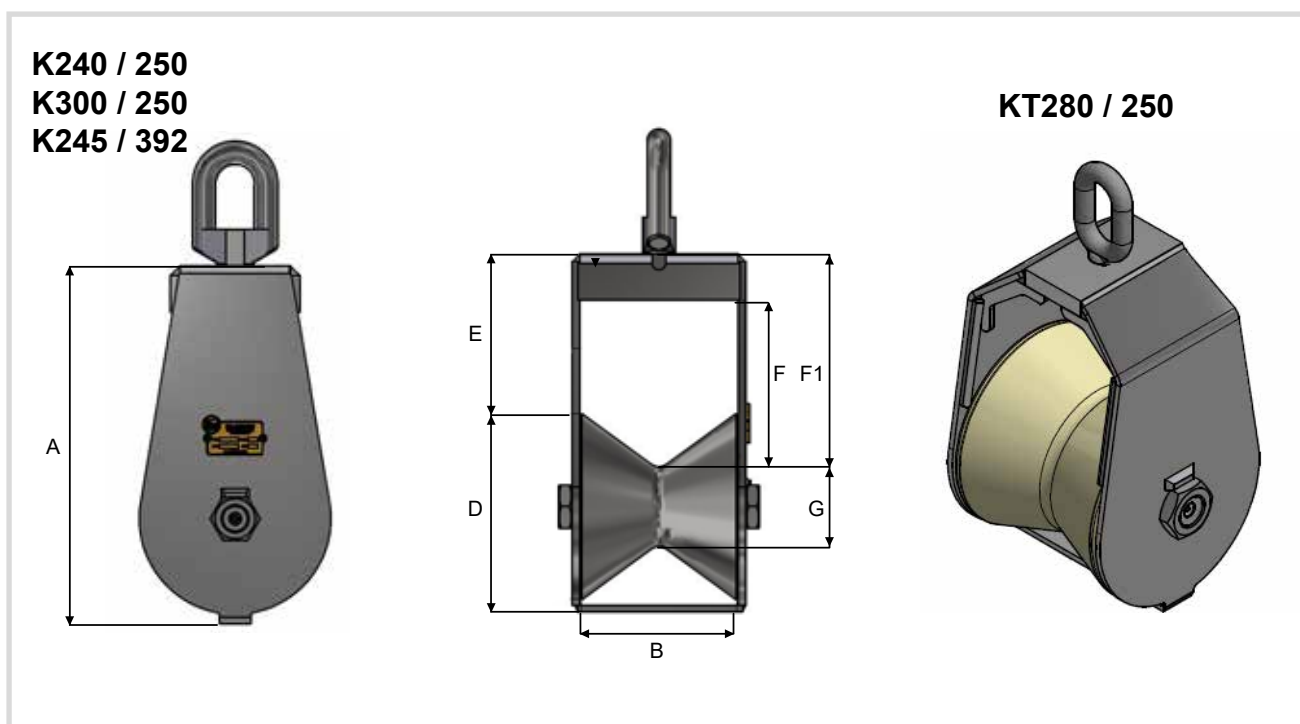
- E Swivel eye.
- Other top fittings available upon request

On order add letter, e.g. K240/250-1E

Against extra charge all blocks are available with:

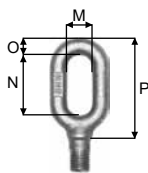
- C Tested with certificate.

On order add letter, e.g. K240/250-EG



## Top fittings


### Swivel eye



Part no.	M mm	N mm	O mm	P mm
K245/392	45	90	32	180
K240(300)/250	62	105	38	203
KT280/250	40	90	26	138

## Sheaves

Part no.	B ton	D mm	R mm	S mm	Weight kg
SK240/250-1	250	238	100	45	60
SKT280/250-0	250	280	61	45	82
SK300/250-1	250	300	100	45	67
SK245/392-0	392	245	68	45	15



## Pins

### Ball bearing · Single

Part no.	X ton	Y mm	Z mm	Weight kg
PK240/250-1	313	45	294	4,5
PK300/250-1	313	45	294	4,5
PK245/392-0	313	45	461	5,5
PKT280/250	305	45	267	4,0

