

## BMM Trawl blocks · Center

Center · Galvanized · Reinforced

Part no.	WLL 5:1 ton	A mm	B mm	C mm	D mm	E mm	F mm	F <sub>1</sub> mm	G mm	J mm	Weight kg
KM650-2A	30.0	975	240	220	650	335	225	415	500	20	535
KM800-2A	40.0	1120	240	220	800	340	240	440	600	20	795

BMM-Blocks must be ordered with one of the following:

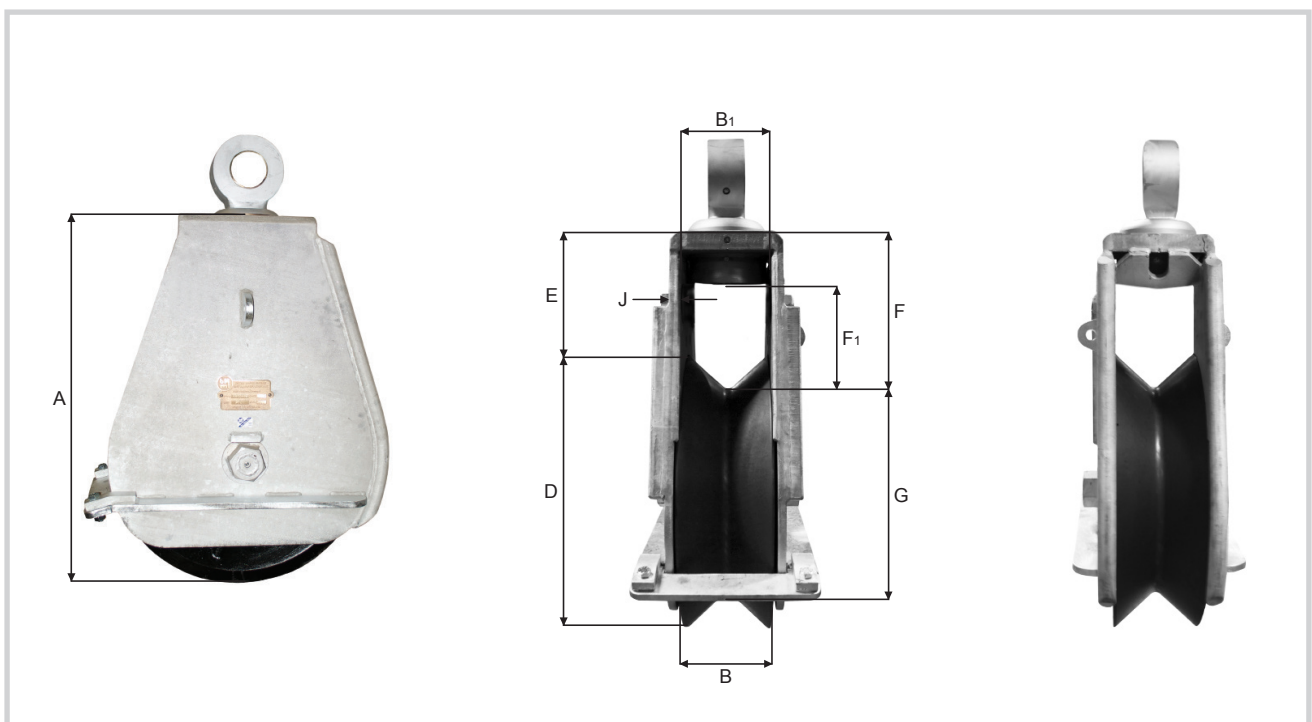
- E Swivel eye.
- F Swivel fork.
- I Icedavit eye.

On order add letter, e.g. KM650-2AE

Against extra charge all blocks are available with:

- C Tested with certificate.
- H Flame hardened sheave.  
Top roller

On order add letter, e.g. KM650-2AEG

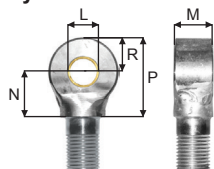


## Top fittings

Part no.	Swivel eye				Swivel fork					
	M mm	N mm	O mm	P mm	K mm	L mm	M mm	N mm	R mm	P mm
KM650	78	155	70	335	230	58	90	140	75	305
KM800	78	155	70	335	250	81	90	180	90	340

## Top fittings


### Eye for icedavit



Part no.	L mm	M mm	P mm	R mm	N mm	Bronze hole mm
KM650-2A	106	108	235	100	114	116
KM800-2A	106	108	260	110	122	116

## Sheaves

Part no.	B mm	D mm	R mm	S mm	Weight kg
SK650-2	240	650	170	70	240.00
SK800-2	240	800	200	85	370.00



Part no.	X mm	Y mm	Z mm	Weight kg
PK650-2	404	70	285	14.60
PK800-2	427	85	287	21.70

