

BMM Blocks


Ball bearing · Stainless steel

Part no.	WLL 5:1 ton	A mm	B mm	D mm	Becket dia. mm	Max wire mm	Weight kg
KT1-1ESS	1.0	163	22	80	16	16	1.7
KT2-1ESS	2.0	195	24	110	22	18	3.2

Against extra charge all blocks are available with:

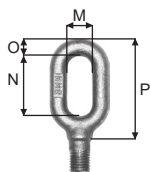
- B** Becket.
- C** Tested with certificate.

On order add letter, e.g.KT1D-1ESSB



Top fittings

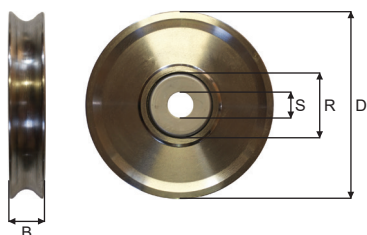
Swivel eye



Part no.	M ton	N mm	O mm	P mm
KT1-1ESS	23	34	13	65
KT2-1ESS	22	54	16	94

Sheaves


Part no.	B ton	D mm	R mm	S mm	Weight kg
SKT1-1SS	22	80	40	17	0.60
SKT2-1SS	24	110	47	20	1.25



Pins

Ball bearing · Single

Part no.	X ton	Y mm	Z mm	Weight kg
PKT1-1SS	50	17	28	0.10
PKT2-1SS	52	20	30	0.15



Ball bearing · Double

Part no.	X ton	Y mm	Z mm	Weight kg
PKT1D-1SS	77	17	55	0.15
PKT2D-1SS	82	20	60	0.25

