

BMM Tackle blocks

Galvanized

Part no.	WLL 5:1 ton	Max load on headfitting ton	Test load ton	A mm	B mm	D mm	E mm	F mm	F ₁ mm	G mm	Max wire mm	Weight kg
KT110	3.0	6.0	12.0	270	85	110	150	85	128	70	28	9.0
KT150	5.0	10.0	20.0	320	85	150	155	85	130	110	28	17.0
KT215	8.0	16.0	32.0	415	100	215	215	100	145	170	28	36.0
KT150/180	5.0	10.0	20.0	390	180	150	200	150	220	100	30	32.0

BMM-Blocks must be ordered with one of the following:

- 1 Ball bearing, greaseable.
- 0 Bronze bushing, greaseable

And one of the following:


- E Swivel eye.
- F Swivel fork.
- S Swivel shackle eye.

On order add letter, e.g. KT110-1EG

Against extra charge all blocks are available with:

- C Tested with certificate.
- H Flame hardend sheave.

On order add letter, e.g. KT110-1EGC




Top fittings

Part no.	Swivel eye				Swivel fork						Swivel shackle eye			
	M mm	N mm	O mm	P mm	K mm	L mm	M mm	N mm	R mm	P mm	L mm	M mm	R mm	P mm
KT110	33	82	24	134	104	23	40	65	30	134	26	35	35	93
KT150	40	95	28	153	104	23	40	65	30	134	29	42	40	100
KT215	45	86	32	181	140	29	52	84	35	175	36	50	45	115
KT150/180	40	95	28	153										

Sheaves


Ball bearing

Part no.	B mm	D mm	R mm	S mm	Weight kg
SKT110-1	85	110	62	25	3.60
SKT150-1	85	150	62	25	8.10
SKT215-1	100	215	80	35	18.30
SKT150/180-1	180	150	62	30	17.50



Bronze bushing


Part no.	B mm	D mm	S mm	Weight kg
SKT110-0	85	110	25	3.80
SKT150-0	85	150	25	8.20
SKT215-0	100	215	35	18.50



Pins

Ball bearing

Part no.	X mm	Y mm	Z mm	Weight kg
PKT110-1	144	25	115	0.60
PKT150-1	154	25	122	0.70
PKT215-1	158	35	117	1.30
PKT150/180-1	250	30	217	1.55



Bronze bushing

Part no.	X mm	Y mm	Z mm	Weight kg
PKT110-0	144	25	115	0.60
PKT150-0	154	25	122	0.70
PKT215-0	158	35	117	1.30

