

BMM Blocks · Triple

Galvanized

| Part no. | WLL 5:1 ton | Max load on headfitting ton | Test load ton | A mm | B mm | C mm | D mm | Max wire mm | Weight kg |
|----------|-------------------|-----------------------------------|------------------|---------|---------|---------|---------|----------------|--------------|
| KT1T | 1.0 | 2.0 | 4.0 | 187 | 22 | 16 | 80 | 16 | 4.5 |
| KT2T | 2.0 | 4.0 | 8.0 | 224 | 24 | 22 | 110 | 18 | 7.5 |
| KT3T | 3.0 | 6.0 | 12.0 | 296 | 28 | 31 | 150 | 20 | 15.8 |
| KT4T | 4.0 | 8.0 | 16.0 | 385 | 35 | 40 | 185 | 22 | 27.4 |
| KT6T | 6.0 | 12.0 | 24.0 | 425 | 42 | 40 | 210 | 24 | 40.0 |

BMM-Blocks must be ordered with one of the following:

- 1 Ball bearing; KT1, KT2 sealed ball bearings; KT3 KT4, KT6 greaseable ball bearings.
- 0 Bronze bushing; All bronze bushing are greaseable.

And one of the following:


- E Swivel eye.
- K Swivel hook. If the block is used with hook as suspension, the WLL is reduced with 50%.
- F Swivel fork, KT4, KT6.
- S Swivel shackle eye, KT4, KT6

On order add letter, e.g. KT6T-1EG

Against extra charge all blocks are available with:

- C Tested with certificate.
- H Flame hardend sheave.

On order add letter, e.g. KT6T-1EGC



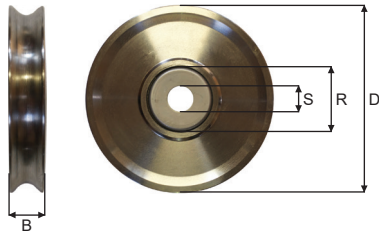
Top fittings

| Part no. | Swivel eye | | | | Swivel hook | | | Swivel shackle eye | | | | Swivel fork | | | | | | |
|----------|------------|---------|---------|---------|-------------|---------|---------|--------------------|---------|---------|---------|-------------|---------|---------|---------|---------|---------|---|
| | M mm | N mm | O mm | P mm | O mm | P mm | Q mm | L mm | M mm | R mm | P mm | K mm | L mm | M mm | N mm | R mm | P mm | |
| KT1 | 25 | 38 | 13 | 65 | 20 | 82 | 25 | - | - | - | - | - | - | - | - | - | - | - |
| KT2 | 23 | 55 | 16 | 94 | 25 | 94 | 28 | - | - | - | - | - | - | - | - | - | - | - |
| KT3 | 26 | 66 | 20 | 110 | 30 | 105 | 30 | - | - | - | - | - | - | - | - | - | - | - |
| KT4 | 35 | 68 | 23 | 134 | 38 | 132 | 38 | 26 | 35 | 35 | 93 | 104 | 23 | 40 | 65 | 30 | 134 | |
| KT6 | 40 | 90 | 26 | 153 | 46 | 170 | 46 | 29 | 42 | 40 | 100 | 104 | 23 | 40 | 65 | 30 | 134 | |

Sheaves


Ball bearing

| Part no. | B mm | D mm | R mm | S mm | Weight kg |
|----------|---------|---------|---------|---------|--------------|
| SKT1-1 | 22 | 80 | 40 | 17 | 0.60 |
| SKT2-1 | 24 | 110 | 52 | 20 | 1.25 |
| SKT3-1 | 28 | 150 | 47 | 20 | 2.65 |
| SKT4-1 | 35 | 185 | 62 | 30 | 5.10 |
| SKT6-1 | 42 | 210 | 76 | 30 | 7.70 |



Bronze bushing


| Part no. | B mm | D mm | S mm | Weight kg |
|----------|---------|---------|---------|--------------|
| SKT1-0 | 22 | 80 | 20 | 0.75 |
| SKT2-0 | 24 | 110 | 25 | 1.30 |
| SKT3-0 | 28 | 150 | 25 | 2.60 |
| SKT4-0 | 35 | 185 | 30 | 5.20 |
| SKT6-0 | 42 | 210 | 30 | 7.60 |



Pins

Ball bearing

| Part no. | X mm | Y mm | Z mm | Weight kg |
|----------|---------|---------|---------|--------------|
| PKT1T-1 | 106 | 17 | 88 | 0.22 |
| PKT2T-1 | 115 | 20 | 92 | 0.32 |
| PKT3T-1 | 125 | 20 | 110 | 0.55 |
| PKT4T-1 | 174 | 30 | 159 | 0.88 |
| PKT6T-1 | 192 | 30 | 177 | 1.20 |



Bronze bushing

| Part no. | X mm | Y mm | Z mm | Weight kg |
|----------|---------|---------|---------|--------------|
| PKT1T-0 | 106 | 20 | 88 | 0.28 |
| PKT2T-0 | 115 | 25 | 92 | 0.41 |
| PKT3T-0 | 125 | 25 | 110 | 0.66 |
| PKT4T-0 | 174 | 30 | 159 | 0.88 |
| PKT6T-0 | 192 | 30 | 177 | 1.20 |

