

BMM Tackle blocks

Galvanized

Part no.	WLL 5:1 ton	Max load on headfitting ton	Test load ton	A mm	B mm	D mm	E mm	F mm	F ₁ mm	G mm	J mm	Max wire mm	Weight kg
KT230-2	7.0	14.0	28.0	405	57	230	150	110	168	195	8	28	29.0
KT300-2	10.0	20.0	40.0	480	66	300	155	100	175	260	10	28	55.0
KT400-2	15.0	30.0	60.0	645	74	400	215	150	240	345	12	28	108.0
KT500-2	20.0	40.0	80.0	770	82	515	250	160	285	445	15	30	154.0
KT600-2	30.0	60.0	95.0	1065	82	600	315	179	349	532	20	36	280.0

2: Roller bearing

For synthetic rope all blocks can be supplied with stainless sheave.

BMM-Blocks must be ordered with one of the following:


- E** Swivel eye.
- F** Swivel fork.
- S** Swivel shackle eye.

On order add letter, e.g. KT230-2E

Against extra charge all blocks are available with:

- B** Becket.
- C** Tested with certificate..
- H** Flame hardened sheave.

On order add letter, e.g. KT230-2EG




Top fittings

Part no.	Swivel eye				Swivel fork						Swivel shackle eye			
	M mm	N mm	O mm	P mm	K mm	L mm	M mm	N mm	R mm	P mm	L mm	M mm	R mm	P mm
KT230-2	40	90	32	180	140	29	52	84	35	175	36	50	45	115
KT300-2	48	90	38	210	140	29	52	84	35	175	43	58	50	125
KT400-2	58	110	50	235	195	51	85	115	65	260	51	73	60	150
KT500-2	75	140	55	280	195	51	85	115	65	260	51	73	60	150
KT600-2	100	230	70	330										


Sheaves

Part no.	B mm	D mm	R mm	S mm	Weight kg
SKT230-2	57	230	80	35	12.80
SKT300-2	66	300	100	45	18.20
SKT400-2	70	400	120	60	35.00
SKT500-2	76	515	140	65	42.50



Pins

Part no.	X mm	Y mm	Z mm	Weight kg
PKT230-2	118	35	78	1.10
PKT300-2	140	45	79	1.90



Part no.	X mm	Y mm	Z mm	Weight kg
PKT400-2	217	60	97	8.00
PKT500-2	242	65	112	9.50

